



**BEAUCHAMP
COLLEGE**
Lionheart Educational Trust



LEARNER TRANSITION

Support Pack



A WARM WELCOME



It is a privilege to oversee the day-to-day running of Beauchamp College as the Associate Principal. Beauchamp is unique, no two days are the same and no two members of our community are the same. Whilst our diversity is celebrated, we are unified through our 4Rs; Resilience, Reciprocity, Resourcefulness and Reflectiveness. These character traits sit at the core of all we do and give our students the personal tools needed to succeed as they enter their post school-world.

Beauchamp students receive an outstanding education, and so it is unsurprising they demonstrate exceptional achievement and well-roundedness. This success is based on the commitment, clear ambitions, hard work and curiosity of the wonderful Beauchamp students, encouraging parent/carer engagement, the enthusiasm and experience of all staff, and the supportive monitoring of academic and holistic development of all students. We know this to be our 'golden triangle'.

We are a large college, but our carefully crafted nurturing pastoral framework allows us to get to know each student well, and we are committed to making sure each student feels safe, supported and happy. Students have a dedicated head of year and pastoral team as well as a form tutor and mentors made up of some of our Post-16 students with whom they can build a positive and strong relationship. Year 7 students have their own bespoke learning hub where they have the majority of their lessons, as well as their own dining and recreational facilities.

We understand that it is a family decision when choosing a secondary school which can be incredibly exciting. As you read our prospectus, you will get a real sense of what we can offer our students throughout their time with us.

Alice King
Associate principal
Beauchamp College

MEET THE TEAM



NATALIE BILLINGTON **SENCO**

This is Natalie and she's our school contact for SENCo. Her job is also to help all of our pupils who may need some extra support whilst they are at Beauchamp College. You will see her around school a lot and if you need any help you just need to ask for her and they will come and see you. For parents, she can be contacted by email at: SEN@beauchamp.org.uk

JIM ARDLEY **ASSISTANT PRINCIPAL**

This is Jim and he's an Assistant Principal. His job is to oversee the provision of SEN learners at Beauchamp College. You will see him around school a lot and if you need any help you just need to ask for him and he will come and see you. For parents, he can be contacted by email at: SEN@beauchamp.org.uk





OUR SCHOOL



This is what our school looks like from the outside, it looks really big from the outside. Our address is:

Beauchamp College
Ridge Way,
Oadby, Leicestershire,
LE2 5TP

Why don't you google it on Google Maps and look how far away it is from your home?

PICTURES OF OUR SCHOOL



This is what our Learning Development Department (LDD) looks like from the inside.

This is what one of our classrooms looks like, most of them look the same, but there will be a few that are different. This is because we teach some specialist subjects which require special rooms. These are things like the science lab, the food technology room and the drama space. You will move around the school and go to a different rooms for different subjects, but you will get support to move around the school. You will also be in a form class with a form tutor and this will be in a classroom.



This is our year 7 dining area and where you will eat your lunch, some of you might even be able to have your breakfast in school if you get in early enough. This is an area that you can also sit during break times and to meet your friends first thing in the morning. You can choose to have a hot dinner or you can bring a packed lunch with you, which is totally up to you.












This is our school library and it has lots of books that you can go and read. It is also a quiet space that can be used to do work or to go if you need some time to get ready for learning.










This is Student Support Services. Here you can speak to staff who can help you with things like, getting around the school, finding out which room your lessons are in or just helping you find someone who can help you. This is in the main building .



THE SCHOOL DAY (MONDAY TO FRIDAY)

8.35 am		Period 1
9.25 am		Period 2
10.15 am		Tutor Time
10.30 am		Break
10.50 am		Period 3
11.40 am		Period 4
12.30 pm		Period 5- Please be aware that Lunch 1 is 12.30pm until 1.10pm and not the same as Period 5
1.10 pm		Period 6- Please be aware that Lunch 2 is 1.20pm until 2pm and not the same as Period 6
2.00 pm		Period 7
2.50 pm		End of School/College Day
3.10 pm		Afternoon clubs or classes

ITEMS YOU NEED AT SCHOOL

A School Bag		You will need a school bag that is able to hold an A4 folder or documents
Pens		Black inked pens so that you can write in your lessons
Pencils		Pencils so that you can draw diagrams or pictures in your lessons
Rubber		So that you can erase any mistakes
Pencil Sharpener		To sharpen your pencils when they become blunt
Coloured Pencils		To colour in diagrams or pictures in your work
Pencil Case		To store all of your equipment in one place
Maths Equipment		A compass, protractor and calculator
Ruler		So that you can underline your writing
Glue		To stick things into your books



YOUR SAFE SPACE AT SCHOOL

We have created safe spaces for you to use when you are feeling a little worried or you need time out of lessons, these are called SSC and LDD.

Here are some pictures of them:

LDD



SSC



ALL ABOUT ME

We would love to get to know you and we would love you and your family to tell us all about you and them. This sheet lets you fill in what you want to tell us.

THIS IS ME

Draw a picture of yourself

THESE ARE THE PEOPLE WHO ARE IMPORTANT TO ME

Draw a picture of the people who are important to you

THINGS I LIKE

You could draw or write these

THINGS I DO NOT LIKE

You could draw or write these

THINGS I THINK YOU NEED TO KNOW ABOUT ME

Tell us what you would like us to know about you

THE BEST WAY FOR ME TO LEARN IS...

Tell us the things that help you learn



INFORMATION TO LOOK THROUGH WITH YOUR PARENT/CARER

Worries are a part of everyday life and often things will seem worse when you are alone or at night. This is because during the day and when you are in other people's company your mind is kept busy. You might think about the things that are worrying you, but they come and go. At night your brain has time to think and over-think things that have happened and you are in your own company. You might begin to panic and things happen to your body, such as you start to sweat, your heart begins to beat faster and you may even struggle for a breath. This is normal and we all go through this from time to time, but it is good to have strategies to deal with this when it happens.

Here are some strategies that could help and a worry jar on the next page that you can use straight away.

A WORRY BOOK

This is a book that belongs to you and only you, you can write all of your worries in it as they come into your head. Getting them down on paper and looking at them can help as it allows them to leave your body and be something real rather than just in your head. If you want, you can invite someone you trust to read your worries at the end of the day, or whenever you want. This will give you a chance to talk about your worries and then get the advice of another person. You have to invite that person to read your book though as it belongs to you. A good idea would be to set some time aside each day, maybe even the same time to go through your worries. You can discuss your worries with your College key worker if you have one. If you feel like you need a key worker, ask for support.



A TIME CAPSULE

A time capsule can be a container of any kind that you want. You write down all of your worries and put them inside the container and date them. You then seal the container so that nobody can get access to it, not even you.

When your worries are inside you can either have a hidden in your house, or even better, if you have a garden you can ask permission from your parents/carers to dig a hole and bury it, not too deep as you might want to add more worries when they come up. Then when everything is sorted, you can open it up and read what you were worried about and think about how small that worry actually was.



WORRY MONSTER

A worry monster is designed to discuss and reduce worries. You can write or draw your worry onto a piece of paper and then feed it to your worry monster. Once the monster has eaten it, you can then discuss the worry with a trusted adult.



TALK TO SOMEONE

This is by far the best thing to do, but only if you feel comfortable with it and with someone that you trust. Opening up and speaking to someone allows you to get their views and support on what is happening. They may be able to offer you advice or get you some support from another professional. Bottling up your worries is not a good thing to do as they become overwhelming and can affect your mental and physical health.





OUR BODY'S REACTION

Our bodies react in different ways to stress and sometimes we need to work out what is happening to us and how we can deal with it, different parts of our body can be affected by stress. On this sheet fill in any gaps and circle the statements that apply to you, green is okay and red means that you are not feeling as good as you could.



BRAIN

Our brain is where we think about our worries and anxieties. If we are calm we can think clearly, if we feel anxious our brain over-thinks everything.

I am feeling really calm and in a good place. My thoughts are clear and I can think about good things that make me happy.

I am not feeling calm and I have lots of different thoughts in my head right now and I am worrying about things. I want to escape and get away from my thoughts



HEART

Our heart can tell us a lot about how we are feeling. Normal heart rate is 60/80 beats per minute. When we feel anxious our heart beats faster.

My heart is beating at a normal rate and rhythm. Measure your heart rate by finding and counting your pulse.
Heart rate BPM

My heart rate is beating faster than normal and it feels really tight in my chest. Measure your heart rate by finding and counting your pulse.
Heart rate BPM



TENSION

We often feel stress and anxiety in our muscles and they might feel tight or like there is a ball in a part of our body.

My muscles do not feel any different and I feel okay.

I feel like I have a tension in my muscles and a ball of worry in my body and it is

(Where in your body)



HANDS & FEET

When we are stressed or anxious we tend to move our hands and feet more. We can pick or bite our nails or tap our feet against the floor or something close by.

I am in control of my body and I feel calm, my hands and feet are not moving and I do not feel the need to fidget.

My body feels restless and I feel like I need to fidget with something, or bite or pick my nails or tap my feet against something. My legs and hands might even feel painful.



VOICE

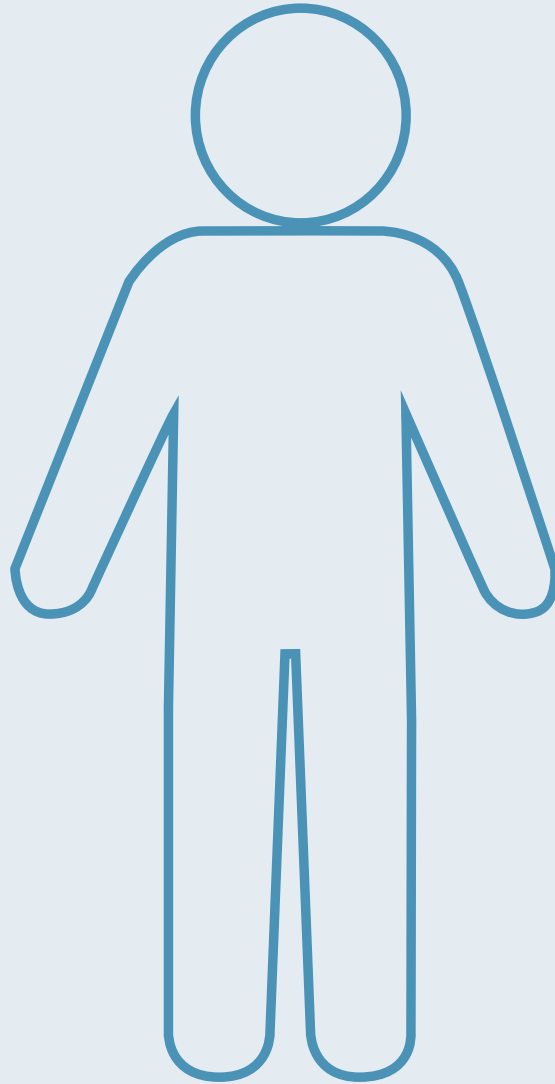
The way that we talk can change when we are stressed or anxious. We can either talk really quietly and not very much or very fast and a lot.

My voice is fine and I am talking normally.

I really don't want to talk to anyone and I feel like I can't or I am talking really fast and talking about so much at once and some of it makes no sense.

MY BODY AND MY THOUGHTS

On the outline of the body below, write down how your body feels and the changes that you have noticed. On the outside of the body write down all of the thoughts that you are having. This get you to think about how these thoughts are impacting upon your physical and mental health.



Regular exercise is really beneficial for your emotional well-being. Unsure where to start? Talk to your Physical Education teacher for guidance. Some of the benefits include:

- Exercise decreases stress hormones
- Exercise promotes confidence
- Exercise provides a buffer against stress
- Physical activity distracts you from negative thoughts and emotions
- Exercise can be a good source of social support





MENTAL HEALTH THERMOMETER

This is a tool that can help you think about how stressed, anxious or frustrated you feel. The aim is that you know how you are currently feeling, can describe this and then think of things that will help you calm down and feel better. We ideally want to be in the green zone as this is our happy place. Write down your strategies to take you down to the next level on the scale.

HOW AM I FEELING

STRATEGIES TO SUPPORT ME

SCALE

5

- I feel really stressed and anxious
- I feel really angry and unhappy
- I feel like I am going to explode
- I feel like I may hurt someone or break something.

SCALE

4

- I feel slightly stressed and anxious
- I feel like something is bothering me
- I feel agitated and want to fidget
- I feel like the smallest thing might make me angry and even more stressed.

SCALE

3

- I feel okay, some things are annoying me, but I can deal with them
- I feel like I can cope and get on with my day
- I feel like I could be in a good place if things carry on this way.

SCALE


2

- I do not feel stressed or anxious and things are going really well today
- I feel happy and I am in a good place
- People are not annoying me today and I am enjoying their company.

SCALE

1

- I feel tired today and I cannot be bothered with anything or anyone
- I feel down and depressed
- I feel agitated by things.



SOME SUGGESTED STRATEGIES

Below are some suggested strategies that you could use and put into whatever box you like to support you, remember this is personal and each strategy is personal to you and only you.

- Give me some space
- Do not ask me how I am feeling
- Let me listen to my music
- Let me eat something
- Get me something to take my mind off this
- Do not challenge me
- Ask me questions
- Get me to my trusted adult/ member of staff
- Give me something else to talk about
- Let me draw something
- Get me to a safe space
- Get me my favourite toy
- Do not speak too loud
- Do not talk to me
- Ask me how I am feeling
- Get me a drink
- Do not make me do work
- Let me read
- Get me my worry book
- Let me go and play sport
- Let me play with my fidget toy

These are only suggestions, but you can think of your own strategies or things that will help you and put them into the boxes on the chart on the previous page. If you need any help with this, ask an adult.



A SAFE SPACE

When we are stressed or anxious it is good to have a safe space to go to. This needs to be a place where you can think and relax and that will allow you to calm down. This could be your bedroom and you could hide under the covers or put some music on, it could be in your garden or your local park where you can just breathe and take in the oxygen you need to self-regulate. This means that you are able to calm yourself down.

When you are in your safe space you should focus on you and people need to know that this is your safe space and that you should not be disturbed, but remember to tell someone where you are, just so they can check on you from time to time.

When they do check in on you, make sure that you respond to them, you can tell them to leave you alone, but do it in a way that lets them know that you are okay, but you still need some space.

A TRUSTED PERSON

It is a really good idea to have someone that you can talk to if you are worried about anything, they cannot promise to keep everything to themselves, especially if you are in any danger, they have to make sure that they tell someone else who can help you. This is scary, but you must trust them that they are helping you.

Make sure that you remember that this person is someone that you trust and they are not going against you by telling someone else, but they only have to tell someone if you are in any danger or they are concerned for your physical or mental health.

SAFEGUARDING SUPPORT

We are always here for you if you need any help or support and we have a dedicated safeguarding team who are available throughout the college week, please contact the team using the details below.

 dsl@beauchamp.org.uk

 www.beauchamp.org.uk



**Jim
Ardley**



**Natalie
Billington**



**Erumunnissa
Ahmed**

SEND SUPPORT

If you require this in a larger print or any adaptations then please contact SEN@beauchamp.org.uk